









**INDIAN SCHOOL AL WADI AL KABIR**  
**2026 - 2027**  
**VALUE EDUCATION ANNUAL PEDAGOGICAL PLAN**  
**CLASS - I**



| c | MONTH (4 Periods) | TOPIC   | ACTIVITY & DETAILS   | VIDEO LINKS   |
|---|-------------------|---|--|---|
| 1 | APRIL             | <p><b><u>BE RESPONSIBLE, SHINE BRIGHT (CLASSROOM RULES, DISCIPLINE and SELF CONTROL)</u></b></p> <p><b>EVS Unit 6 - Safety and Habits</b><br/> <b>19. Good Manners and Habits Pg 71</b></p>   | <p><b>1. Thumbs Up / Thumbs Down Game</b><br/> <b>Activity:</b><br/>           Teacher says situations and students respond.<br/>           Examples:<br/>           Throwing paper on the floor<br/>           Waiting for your turn to speak</p>   | <p><b>Classroom rules song</b> :<a href="https://www.youtube.com/watch?v=7s-DJQ3sHMc">https://www.youtube.com/watch?v=7s-DJQ3sHMc</a><br/> <b>Story on Self Control</b> - <a href="https://www.youtube.com/watch?v=_9IKJLOcvOI">https://www.youtube.com/watch?v=_9IKJLOcvOI</a></p> <p><b>Discipline</b> - <a href="https://www.youtube.com/watch?v=N0c6oH5WIXM">https://www.youtube.com/watch?v=N0c6oH5WIXM</a><br/> <a href="https://www.youtube.com/watch?v=R4DteC1jFro">https://www.youtube.com/watch?v=R4DteC1jFro</a></p> |
| 2 | MAY               | <p><b><u>VALUES THAT MAKE US BETTER (RESPECT, GOOD MANNERS, HONESTY, KINDNESS)</u></b></p>   | <p><b>1. Compliment Circle Activity:</b><br/>           Students say one nice thing about their friend.<br/>           Example:<br/>           My friend shares with me.<br/>           My friend helps me.<br/>           This teaches kindness and respect.</p> <p><b>2. Kindness Tree</b><br/>           Draw a big tree on chart paper.<br/>           Give each student a paper leaf or heart. Ask them to say one kind act (helping a friend, sharing crayons).<br/>           Paste the leaves on the tree.</p> | <p><b>Honesty is the best policy</b> -<br/> <a href="https://www.youtube.com/watch?v=BGIHu7gufhc">https://www.youtube.com/watch?v=BGIHu7gufhc</a><br/> <a href="https://www.youtube.com/watch?v=0VVK4plxkjk">https://www.youtube.com/watch?v=0VVK4plxkjk</a></p>  |
| 3 | AUGUST            | <p><b><u>CLEAN AND GREEN OUR NATURE SCENE</u></b></p> <p><b>(CLEANLINESS - HOME, SCHOOL AND SURROUNDING)</b></p>   | <p><b>1. Classroom Clean-Up Activity:</b><br/>           Divide students into small groups.<br/>           Give them 1–2 minutes to check their area:<br/>           Pick up paper pieces.<br/>           Arrange books.<br/>           Arrange tables and chairs neatly.</p> <p><b>2. Nature Walk</b><br/>           Take students for a short walk around the school garden or playground.<br/>           Ask them to observe:<br/>           Trees<br/>           Flowers<br/>           Birds</p>                  | <p><b>Video Song -One Earth, One Chance</b><br/> <a href="https://www.youtube.com/watch?v=qsaf-tbAa2Y">https://www.youtube.com/watch?v=qsaf-tbAa2Y</a></p> <p><b>Cleanliness Story-</b><br/> <a href="https://www.youtube.com/watch?v=a6bK6ZOIJOA">https://www.youtube.com/watch?v=a6bK6ZOIJOA</a><br/> <a href="https://www.youtube.com/watch?v=ZLHT8oKN_RE">https://www.youtube.com/watch?v=ZLHT8oKN_RE</a><br/> <a href="https://www.youtube.com/watch?v=-oWT9m7iNv0">https://www.youtube.com/watch?v=-oWT9m7iNv0</a></p>    |

|   |                  |  |   |   |
|---|------------------|--|---|---|
| 4 | <p>SEPTEMBER</p> | <p><b><u>TOGETHER WE ACHIEVE. TOGETHER WE CARE</u></b><br/> <b>EVS Lesson Unit 1. Me and My family</b><br/> <b>#5. We help one another Pg 18</b></p>  | <p><b>1. Teamwork Circle Activity</b><br/> Students form a circle holding hands.<br/> Teacher says tasks like:<br/> Let's pass the ball around without dropping it.<br/> Let's count to 10 together, one student at a time.<br/> The class must work together to succeed.</p>   | <p><b>Together Song</b> - <a href="https://www.youtube.com/watch?v=xiygQUPfCGI">https://www.youtube.com/watch?v=xiygQUPfCGI</a><br/> <b>Teamwork song</b> - <a href="https://www.youtube.com/watch?v=Nld4pwHzl3I">https://www.youtube.com/watch?v=Nld4pwHzl3I</a><br/> <a href="https://www.youtube.com/watch?v=r1MOSyaNkZk">https://www.youtube.com/watch?v=r1MOSyaNkZk</a><br/> <a href="https://www.youtube.com/watch?v=fUXdri9ch_Q">https://www.youtube.com/watch?v=fUXdri9ch_Q</a><br/> <br/> <b>Sharing is caring</b> - <a href="https://www.youtube.com/watch?v=wI0Hir_x6Y">https://www.youtube.com/watch?v=wI0Hir_x6Y</a></p> |
| 5 | <p>OCTOBER</p>   | <p><b><u>SAFETY BEGINS WITH YOU</u></b><br/> <b>EVS Unit 6 - Safety and Habits</b><br/> <b>#20. Safety Rules Pg 74</b></p>                            | <p><b>1. Safety at Home Role Play Activity:</b><br/> Act out safe vs unsafe situations at home:<br/> Using scissors carefully<br/> Touching stove without help<br/> Walking on slippery floor carefully<br/> Ask students: "Is this safe?"</p>  | <p><b>Interactive Video</b> - <a href="https://www.youtube.com/watch?v=1wvlxB1au38">https://www.youtube.com/watch?v=1wvlxB1au38</a><br/> <a href="https://www.youtube.com/watch?v=fuVytFTPvZQ">https://www.youtube.com/watch?v=fuVytFTPvZQ</a><br/> <br/> <b>Stranger Danger Story &amp; Song</b> - <a href="https://www.youtube.com/watch?v=Yketxo3C33c">https://www.youtube.com/watch?v=Yketxo3C33c</a><br/> <br/> <b>Safety Rules at School</b> - <a href="https://www.youtube.com/watch?v=gfUE5ajf-YQ">https://www.youtube.com/watch?v=gfUE5ajf-YQ</a></p>  |
| 6 | <p>NOVEMBER</p>  | <p><b><u>THANKFUL HEARTS. CARING HANDS</u></b><br/> <b>EVS Unit 1- Me and My Family</b><br/> <b>#5. We Help One Another Pg. 18</b></p>                | <p><b>1. Thankful Cards Activity:</b><br/> Students make small cards for someone they want to thank (friends, teachers, parents or school support staff)<br/> Encourage drawing, coloring, and simple "Thank you" message.</p>  | <p>Thankful Hearts Kind hands - <a href="https://www.youtube.com/watch?v=vwxgvVIVM48">https://www.youtube.com/watch?v=vwxgvVIVM48</a><br/> <br/> <a href="https://www.youtube.com/watch?v=_q_MNGmdmpE">https://www.youtube.com/watch?v=_q_MNGmdmpE</a><br/> <br/> <a href="https://www.youtube.com/watch?v=Q35krsQoCog">https://www.youtube.com/watch?v=Q35krsQoCog</a></p>   |
| 7 | <p>DECEMBER</p>  | <p><b><u>SMALL ACTS. BIG IMPACT (Joy of Givina)</u></b></p>    | <p><b>1. Compliment Chain Activity:</b><br/> Students sit in a circle.<br/> One student gives a compliment to the next:<br/> I like your smile.<br/> Thank you for helping me yesterday.<br/> That student then gives a compliment to the next.<br/> Keep going until everyone has given and received a compliment.</p> <p><b>2. Act It Out – Picture Cards Activity:</b><br/> Show cards with scenes of small acts of kindness:<br/> Helping someone carry books<br/> Sharing a snack.<br/> Planting a tree.<br/> Students mime the act.<br/> Discuss how it creates joy for others.</p> | <p><b>Video</b> - <a href="https://www.youtube.com/watch?v=WN18kGdPHzk">https://www.youtube.com/watch?v=WN18kGdPHzk</a><br/> <a href="https://www.youtube.com/watch?v=_CpdAi72jgw">https://www.youtube.com/watch?v=_CpdAi72jgw</a><br/> <br/> <b>The Gift of Giving</b> - <a href="https://www.youtube.com/watch?v=mdSfg8qO8ts">https://www.youtube.com/watch?v=mdSfg8qO8ts</a></p>   |